

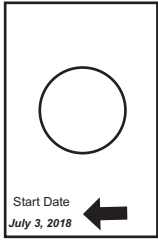
Contamination Alert™ Instructions

Air Contamination Control Card

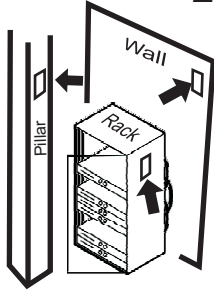
Scope: This test shows if air cleanliness meets the ISO 14644-1 requirement for your room type. Kit contents: 1 sampler in cleanroom grade resealable bag, instructions, return mailer for returning sampler for laboratory processing.

Test Start

- 1** Write the "Start Date" on the sampler.



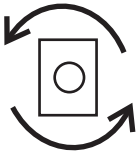
- 2**



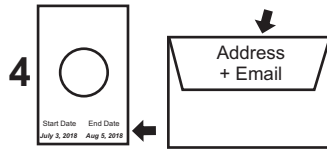
Stick the sampler to a vertical surface where it will not be disturbed or touched such as a wall, pillar or rack.

Test End: Recommended Test Period: 30 - 365 Days *

- 3** Slowly rotate sampler to remove. Do not pull since this could damage painted surfaces. Rub to remove remaining adhesive.



Write the "End Date" on the sampler and fill in the information on the back of the return mailer



- 5** Seal sampler in sampler bag and send to our laboratory with the postage-paid mailer. The laboratory report will be sent by email.

* In case of visible contamination send for laboratory analysis.

Use of this product subject to TERMS at www.technologycare.com
© Technology Care LLC - All rights reserved - Intl. Patents Pending