

# AirCheckup™ Air Quality Control Card

AirCheckup™ provides visual validation if indoor air quality meets standards ISO 14644-1 and ANSI/ISA-71.04 for air cleanliness and air corrosion.

Kit Contents: sampler, instructions, intl. post paid sampler return mailer. Laboratory report included.

## OVERVIEW

**1**

Stick the AirCertify™ sampler to a wall, pillar or rack to start 24/7 air quality monitoring. Visually check indicators from time to time.

**2**

In case of any discoloration of sampler indicators send the sampler for laboratory report corresponding to standards ISO 14644-1 and ANSI/ISA-71.04.

**3**

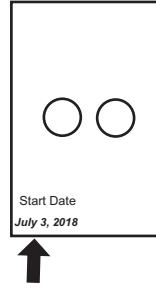
Any contamination issues highlighted by the report can be remedied before operations and occupant health are affected.

Use of this product subject to TERMS at [www.technologycare.com](http://www.technologycare.com) © Technology Care LLC - All rights reserved - Swiss Made - Patented

# Instructions

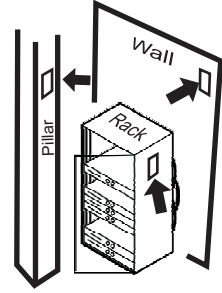
**1**

Write the "Start Date" on the sampler.



**2**

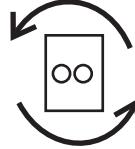
Stick the sampler to a vertical surface where it will not be disturbed or touched such as a wall, pillar or rack.



## Sending Sampler for a Laboratory Report

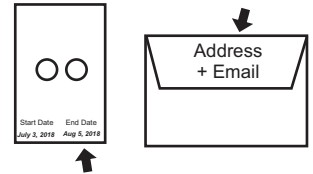
**1**

Slowly rotate sampler to remove. Do not pull since this could damage painted surfaces. Rub to remove remaining adhesive.



**2**

Write the "End Date" on the sampler and fill in the information on the back of the return mailer



**3**

Seal sampler in sampler bag and send to our laboratory with the postage-paid mailer. The laboratory report will be sent by email. For more information please see [www.technologycare.com](http://www.technologycare.com)