

AirCheckup™ Air Quality Control Card For Data Centers (Kit price includes lab report)

AirCheckup™ ensures ongoing compliance with ASHRAE TC9.9 recommendations for particulate and gaseous contamination guidelines for data centers. Kit Contents: sampler, instructions, international post-paid sampler return mailer for lab processing.

OVERVIEW

Stick the AirCheckup™ sampler to a wall, pillar, or rack to start 24/7 air quality monitoring. Return the sampler any time* for a laboratory report corresponding to standards: ISO 14644-1, ANSI/ISA-71.04, and ISO 8502-6. Visit www.aircheckup.com to view a sample lab report.

IMPORTANT: If you notice any discoloration on the sampler indicators, please send for laboratory analysis immediately!

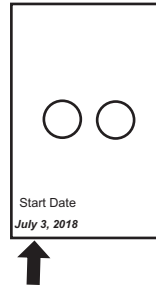
* We recommend that samplers be exposed for a minimum of 30 days.

Use of this product subject to TERMS at www.technologycare.com © Technology Care LLC - All rights reserved - Swiss Made - Patented

Instructions

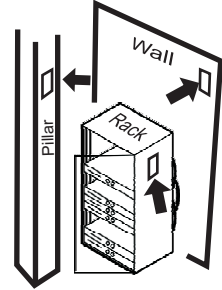
1

Write the "Start Date" on the sampler.



2

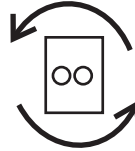
Stick the sampler to a vertical surface where it will not be disturbed or touched such as a wall, pillar or rack.



Sending Sampler for a Laboratory Report

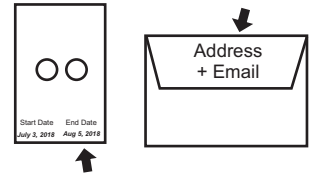
1

Slowly rotate sampler to remove. Do not pull since this could damage painted surfaces. Rub to remove remaining adhesive.



2

Write the "End Date" on the sampler and fill in the information on the back of the return mailer



3

Seal sampler in sampler bag and send to our laboratory with the postage-paid mailer. The laboratory report will be sent by email. For more information please see www.aircheckup.com