

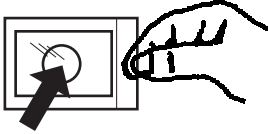
# Instructions

## AirCheckup™ ISO 14644-1 Air Particle Test

This form can be downloaded at [www.aircheckup.com](http://www.aircheckup.com) AirCheckup™ is a comprehensive air hygiene test for indoor air which is used by professionals worldwide. Return AirCheckup™ for a comprehensive air contamination report.

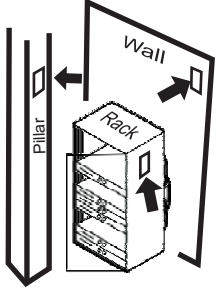
Recommended test period: 7 - 30 days.

Designed to test indoor air hygiene anywhere including in offices, workplace, hospitals, health care, manufacturing, public buildings, data centers, residential and more.



Before removing the sampler, open the bag so that the sticky collector surface is separated from the inside of the bag.

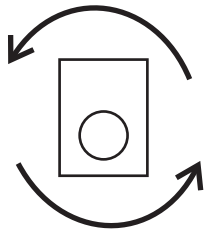
Installation



Stick the sampler to a vertical surface where it will not be disturbed or touched such as a wall, pillar or rack.

Note the Start Date on the "laboratory test order form".

Sending for lab report



Slowly rotate sampler to remove. Do not pull since this could damage painted surfaces. Rub to remove remaining adhesive.

Note the End Date and other information on the "sampler information" form.

Seal the sampler in the sampler bag and mail to the laboratory along with "sampler information". If the sampler bag is not available a ziploc bag may be used.

**IMPORTANT:** When your sampler arrives at our laboratory we will send you a confirmation email with instructions how to order lab tests.

Cut out the return shipping label below and affix to an envelope using clear plastic tape over the entire label.

Please Cut Out

<b>Customs Declaration:</b>  <b>Harmless material sample with no commercial value.</b>	<b>Technology Care GmbH</b> Birmensdorferstrasse 467 8055 Zurich SWITZERLAND
--	---

When returning the sampler please include the sampler information below:

Please Cut Out

<b>Sampler Information</b>
Sampler ID:
Test Position:
Test Start Date:
Test End Date:
Your Email:
Your Name & Address: